

Research Highlights

Nil

Macro Monitor

1、 Distressed Properties Help Boost Home Sales

Sales of previously owned U.S. homes rose in January to the highest level since May 2010 as investors took advantage of lower prices to buy distressed properties. Purchases climbed 4.3 percent to a 4.57 million annual rate, less than forecast, from a revised 4.38 million pace in December that was slower than previously estimated, a report from the National Association of Realtors showed today in Washington. Distressed properties made up the largest portion of all purchases since April. Almost one in four of all transactions was made by investors. That's helping to clear the market of unsold properties and may stabilize prices. While the threat of more foreclosures risks slowing progress, housing may get a boost from gains in employment and mortgage rates that are near record lows. **[bloomberg](CMSHK)**

2、 Merkel Signals She'll Keep Pressure on Greece

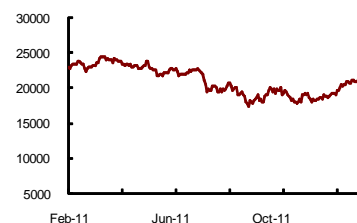
German Chancellor Angela Merkel indicated she will maintain pressure on Greece to meet debt- cutting pledges required for its second financial rescue, saying fiscal discipline is needed to hold the euro area together. **[bloomberg](CMSHK)**

HK Indices	Last price	chg	% chg
HSI	21,549.28	70.56	0.00
Finance	29,972.09	81.08	0.00
Properties	28,488.47	91.23	0.00
Utilities	45,895.00	-23.92	0.00
Commerce&Industr	12,629.78	56.39	0.00
HSCEI	11,823.60	133.91	1.00
HSCCI	4,247.54	40.88	1.00
HKSPGEM	493.45	2.53	1.00

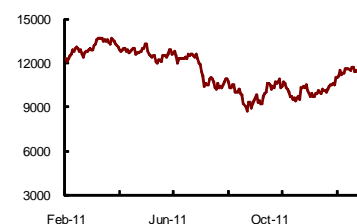
World Indices	Last price	chg	% chg
FTSE 100	5,916.55	-11.65	0.00
DAX 30	6,843.87	-64.31	-1.00
CAC 40	3,447.37	-17.87	-1.00
DJIA	12,938.67	-27.02	0.00
S&P500	1,357.66	-4.55	0.00
Nasdaq Composite	2,933.17	-15.40	-1.00
Nikkei 225	9,543.04	-10.96	0.00

Asia-Pacific Indices	Last price	chg	% chg
KOSPI	1,393.30	-1.41	0.00
TWSE	8,001.68	80.18	1.00
STI	2,333.70	-62.65	-3.00
India BSE 30	14,665.92	-437.63	-3.00
S&P/ASX 200	3,971.20	36.60	1.00

HSI One Year



HSCEI One Year



Source: Bloomberg

China Merchants Securities (HK) Research

852-3189-6888

Sector Updates

Nil

Company Comments

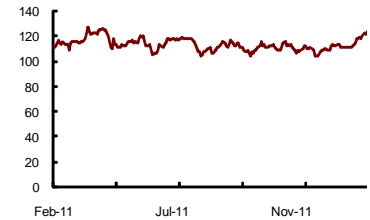
1、China's Geely Turns to Egypt

Geely and an Egyptian car-assembly company said Wednesday they plan to start assembling Geely cars this year for sale across North Africa. The Chinese auto maker and Egypt's GB Auto SAE plan to produce up to 30,000 cars annually in a few years and eventually hit 50,000 cars a year. [WSJ] (Colleen Li)

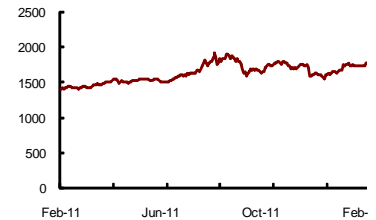
Global Commodity	Last price	chg	% chg
Brent Oil	123.43	0.83	1.00
Gold	1,774.98	-1.25	0.00
LME Aluminum	2,281.00	26.00	1.00
LME Copper	8,435.00	-14.00	0.00
BDI	704.00	-2.00	0.00
API Coal	115.00	1.50	1.00

Exchange /Bond /Currency Market	Last price	chg	% chg
USD/RMB	6.30	0.00	0.00
USD/HKD	7.75	0.00	0.00
1-YR RMB NDF	6.29	0.00	0.00
EUR/USD	132.42	0.02	0.00
3-M Libor	1.07	0.00	0.00
3-M Shibor	5.31	0.00	0.00
10 YR US T-Note Yield	2.01	0.01	1.00

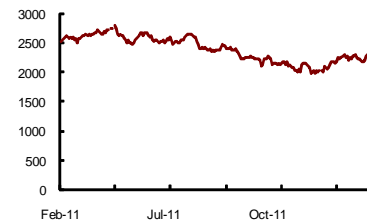
Brent Oil One Year



Gold Comdty One Year



LME Alumnum Comdty One Year

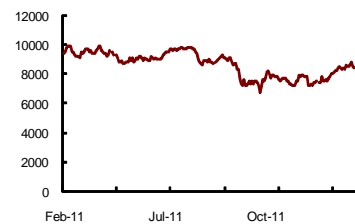


Source: Bloomberg

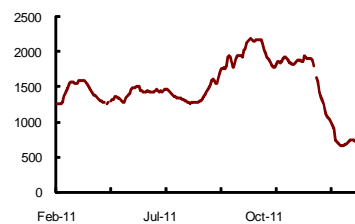
Economic Calendar

Economic Data	HK: Nil		
	US: Initial Claims		
Date	Ticker	Stock Name	Earnings Results
2012/02/23	00054	HOPEWELL HOLD	Interim
2012/02/23	00330	ESPRIT HOLDINGS	Interim
2012/02/23	00333	TOP FORM INT'L	Interim
2012/02/23	00708	NEW MEDIA	Interim
2012/02/23	00737	HOPEWELL INFRA	Interim
2012/02/23	00848	MAOYE INT'L	Final
2012/02/23	01151	ELEC&ELTEK-500	Final
2012/02/23	01788	GUOTAI JUNAN I	Final
Date	Ticker	Stock Name	Issue Price
2012/02/23	01210	CHRISTINE	1.600
2012/02/23	01266	XIWANG STEEL	2.650

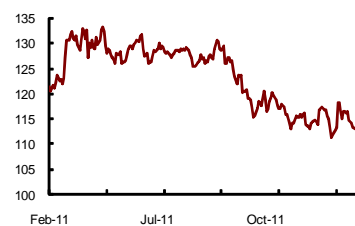
LME Copper Comdty One Year



BDI One Year



API Coal One Year



Source: Bloomberg

China Merchants Securities (Hong Kong) Stock Pool Update Weekly
 2012-2-23

Stock Code	Short Name	Rating	Twelve Month	Currency	EPS			P/E			Net Profits(Mn)			Analyst
			Target Price(HK\$)		2011E	2012E	2013E	2011E	2012E	2013E	2011E	2012E	2013E	
Commercial Banks														
5	HSBC HLDGS PLC	Neutral	78.00	USD	0.98	1.06	1.14	9.4	8.7	8.1	17,279	19,082	20,905	Ye Lian
1288	AGRICULTURAL BANK-H	Outperform	4.40	RMB	0.40	0.49	0.57	7.7	6.3	5.4	129,463	158,257	186,205	Ye Lian
939	CHINA CONST BA-H	Neutral	6.80	RMB	0.65	0.74	0.82	8.2	7.2	6.5	162,792	185,249	205,818	Ye Lian
998	CHINA CITIC BK-H	Neutral	5.10	RMB	0.56	0.67	0.76	7.4	6.2	5.4	26,216	31,040	35,324	Ye Lian
1398	IND & COMM BK -H	Outperform	6.20	RMB	0.56	0.68	0.71	8.2	6.7	6.5	194,773	228,792	275,316	Ye Lian
2888	STANDARD CHARTER	Neutral	205.00	USD	2.08	2.23	2.37	12.4	11.6	10.9	4,753	5,387	6,086	Ye Lian
3328	BANK OF COMMUN-H	Neutral	5.90	RMB	0.83	0.96	1.11	6.2	5.4	4.7	46,530	54,473	61,348	Ye Lian
3968	CHINA MERCH BK-H	Outperform	20.00	RMB	1.62	1.88	2.06	9.0	7.8	7.1	34,295	42,665	50,750	Ye Lian
3988	BANK OF CHINA-H	Neutral	3.30	RMB	0.42	0.48	0.55	6.6	5.7	5.0	117,776	132,850	153,294	Ye Lian
3618	CHONGQING RURA-H	Neutral	4.80	RMB	0.45	0.57	0.66	8.6	6.8	5.8	4,076	5,161	6,196	Ye Lian
Consumer Discretionary														
493	GOME ELECTRICAL	Buy	3.35	RMB	0.15	0.19	0.22	11.7	9.2	8.0	2,492	2,998	3,630	Tang JingJing
494	LI & FUNG LTD	Outperform	20.00	HKD	1.48	1.80	2.15	11.8	9.7	8.1	5,639	6,897	8,231	Tang JingJing
825	NEW WORLD DEPT C	Buy	7.25	HKD	0.37	0.47	0.61	12.7	10.0	7.7	627	797	1,029	Tang JingJing
848	MAOYE INTL HLDGS	Buy	4.30	RMB	0.13	0.17	0.23	13.3	10.2	7.5	697	914	1,234	Tang JingJing
980	LIANHUA SUPERM-H	Buy	21.00	RMB	1.20	1.43	1.70	7.7	6.5	5.4	747	892	1,059	Tang JingJing
1212	LIFESTYLE INTL	Outperform	23.00	HKD	0.89	1.00	1.13	23.0	20.5	18.1	1,485	1,665	1,894	Tang JingJing
3368	PARKSON RETAIL	Buy	12.80	RMB	0.41	0.48	0.57	19.0	16.2	13.7	1,139	1,354	1,596	Tang JingJing
8277	WUMART STORES	Neutral	19.20	RMB	0.50	0.59	0.70	29.5	24.9	21.0	642	762	901	Tang JingJing
1833	INTIME DEPARTMENT STORE	Buy	14.50	RMB	0.51	0.65	0.78	15.4	12.0	10.0	892	1,142	1,374	Tang JingJing

Stock Code	Short Name	Rating	Twelve Month	Currency	EPS			P/E			Net Profits(Mn)			Analyst
			Target Price(HK\$)		2011E	2012E	2013E	2011E	2012E	2013E	2011E	2012E	2013E	
178	SA SA INTL HLDGS	Buy	6.20	HKD	0.23	0.28	0.33	21.4	17.8	14.7	639	771	929	Tang JingJing
1700	SPRINGLAND INTER		7.80	RMB	0.26	0.33	0.38				544	695	792	Tang JingJing
3308	Golden Eagle	Buy	22.50	RMB	0.62	0.79	1.02	24.7	19.3	15.0	1,210	1,548	1,993	Tang JingJing
Textiles, Apparel & Luxury Goods														
589	PORTS DESIGN LTD	Buy	24.06	RMB	1.00	1.26	1.58	10.5	8.3	6.7	573	734	933	Ivy Zhao
1880	BELLE INTERNATIO	Buy	17.74	RMB	0.49	0.57	0.68	20.8	17.8	14.9	4,140	4,836	5,774	Ivy Zhao
1368	XTEP INTERNATIONAL	Buy	6.14	RMB	0.43	0.50	0.60	5.7	4.9	4.1	967	1,141	1,379	Ivy Zhao
2020	ANTA SPORTS PROD	Buy	12.10	RMB	0.69	0.77	0.83	10.0	8.9	8.3	1,709	1,932	2,093	Ivy Zhao
1361	361 DEGREE	Buy	6.00	RMB	0.47	0.56	0.64	5.7	4.8	4.2	976	1,167	1,332	Ivy Zhao
2331	LI NING CO LTD	Outperform	10.59	RMB	0.88	1.00	1.16	8.6	7.6	6.5	915	1,041	1,211	Ivy Zhao
3818	CHINA DONGXIANG	Neutral	1.54	RMB	0.09	0.14	0.16	14.2	8.8	8.1	498	806	879	Ivy Zhao
953	MEIKE INTERNATIONAL	Buy	1.71	RMB	0.15	0.19	0.25	3.8	3.0	2.3	151	197	256	Ivy Zhao
1234	CHINA LILANZ LTD	Buy	12.74	RMB	0.43	0.53	0.64	15.1	12.3	10.1	515	633	772	Ivy Zhao
1863	SIJIA GROUP CO LTD	Buy	6.00	RMB	0.41	0.63	0.79	5.1	3.4	2.7	342	520	653	Ivy Zhao
873	INT L TAIFENG	Buy	5.78	RMB	0.56	0.86	1.34	4.9	3.2	2.0	330	557	935	Ivy Zhao
Metals & Mining														
246	REAL GOLD	Buy	15.50	RMB	1.05	1.36	1.78	6.8	5.3	4.0	644	837	1,088	Li Xiang
1818	ZHAOJIN MINING-H	Buy	19.40	RMB	0.53	0.74	0.83	23.0	16.5	14.7	1,589	2,204	2,461	Li Xiang
3330	LINGBAO GOLD-H	Buy	7.56	RMB	0.54	0.72	0.44	5.4	4.0	6.6	631	677	708	Li Xiang
2899	ZIJIN MINING GRP	Buy	4.50	RMB	0.28	0.35	0.36	10.6	8.5	8.2	5,948	7,624	7,747	Li Xiang
358	JIANGXI COPPER-H	Outperform	23.70	RMB	2.19	2.15	1.97	7.9	8.1	8.8	7,589	7,456	6,813	Li Xiang
3833	XINXIN MINING	Buy	5.52	RMB	0.32	0.43	0.52	6.7	5.0	4.1	567	975	1,170	Li Xiang
3993	CHINA MOLYBDENUM	Buy	7.10	RMB	0.30	0.35	0.52	11.1	9.6	6.4	1,446	2,436	3,958	Li Xiang
2600	ALUMINUM CORP-H	Buy	8.55	RMB	0.19	0.27	0.36	18.1	12.8	9.6	2,709	3,850	5,133	Li Xiang

Stock Code	Short Name	Rating	Twelve Month	Currency	EPS			P/E			Net Profits(Mn)			Analyst
			Target Price(HK\$)		2011E	2012E	2013E	2011E	2012E	2013E	2011E	2012E	2013E	
2626	HUNAN NON-FERR-H	Buy	5.00	RMB	0.07	0.30	0.50	28.6	6.7	4.0	254	1,087	1,811	Li Xiang
581	CHINA ORIENTAL	Outperform	2.50	RMB	0.54	0.60	0.70	3.3	3.0	2.5	835	928	1,082	Li Xiang
773	CHINA METAL RECYCLING	Buy	13.25	RMB	1.25	2.21	2.60	6.5	3.7	3.1	840	924	1,016	Li Xiang
Auto & Others														
1211	BYD CO. LTD	Underperform	23.00	RMB	0.60	0.81	1.13	35.0	25.9	18.6	1,417	1,909	2,665	Colleen Li
489	Dongfeng Motor-H	Underperform	13.40	RMB	1.46	1.79	2.01	8.7	7.1	6.3	11,461	12,324	13,803	Colleen Li
175	Geely Auto	Buy	4.60	RMB	0.22	0.27	0.37	12.2	9.9	7.2	1,721	2,231	2,566	Colleen Li
2333	Great Wall Mot-H	Outperform	16.40	RMB	1.23	1.52	1.61	9.7	7.9	7.4	3,376	4,149	4,414	Colleen Li
1114	Brilliance Auto	Sell	6.04	RMB	0.33	0.40	0.54	23.4	19.3	14.3	2,488	3,317	4,478	Colleen Li
425	Minth Group Ltd	Buy	15.40	RMB	1.02	1.32	1.54	7.2	5.6	4.8	1,094	1,412	1,647	Colleen Li
8331	Zhejiang Shibao	Buy	5.60	RMB	0.47	0.69	0.84	7.7	5.3	4.3	124	180	221	Colleen Li
8196	Launch Tech	Buy	47.00	RMB	2.36	3.26	4.14	11.0	7.9	6.2	142	197	250	Colleen Li
1728	China Zhengtong	Buy	11.80	RMB	0.35	0.68	0.84	21.8	11.2	9.1	696	1,352	1,676	Colleen Li
881	Zhongsheng Group	Outperform	17.10	RMB	0.77	1.03	1.58	16.3	12.2	7.9	1,407	1,884	2,893	Colleen Li
Insurance														
2628	China Life Insurance	Outperform	27.00	HKD	1.02	1.28	1.60	23.8	19.0	15.2	30,900	50,448	61,315	Dalin Yu
2318	Ping An Insurance	Neutral	70.00	HKD	3.17	3.66	4.76	21.6	18.7	14.4	30,480	36,229	45,596	Dalin Yu
2601	China Pacific Insurance	Underperform	28.90	HKD	1.37	1.61	2.01	24.2	20.6	16.5	11,977	14,027	17,525	Dalin Yu
1299	AIA Group Ltd	Neutral	28.50	HKD	1.72	2.11	3.82	16.1	13.2	7.3	25,381	38,766	45,778	Dalin Yu
2328	PICC P&C	Neutral	12.00	HKD	1.00	1.05	1.30	11.1	10.6	8.6	11,087	12,929	15,934	Dalin Yu
Finance														
806	Value Partners Group	Outperform	6.60	HKD	0.28	0.60	0.80	20.3	9.5	7.1	486	1,052	1,409	Dalin Yu
388	Hong Kong Exchange	Neutral	135.00	HKD	4.91	5.42	5.99	29.7	26.9	24.3	5,298	5,847	6,474	Dalin Yu

Stock Code	Short Name	Rating	Twelve Month	Currency	EPS			P/E			Net Profits(Mn)			Analyst
			Target Price(HK\$)		2011E	2012E	2013E	2011E	2012E	2013E	2011E	2012E	2013E	
3360	Far East Horizon	Buy	8.50	HKD	0.55	0.78	0.86	11.9	8.4	7.6	1,404	2,129	2,379	Dalin Yu
8207	Credit China	Buy	1.25	HKD	0.10	0.15	0.21	9.6	6.4	4.6	178	269	380	Dalin Yu
86	Sun Hung Kai	Buy	5.90	HKD	0.67	0.74	0.75	6.7	6.0	6.0	1,536	1,792	1,889	Dalin Yu
Oil & Gas														
857	PetroChina - H	Underperform	9.90	RMB	0.71	0.78	0.89	13.3	12.1	10.6	130,710	142,533	163,199	Michael Yuk
386	Sinopec - H	Neutral	9.30	RMB	0.78	0.83	0.89	9.2	8.7	8.1	67,718	72,209	77,058	Michael Yuk
883	CNOOC	Neutral	17.38	RMB	1.10	1.20	1.24	13.0	11.9	11.5	49,249	53,581	55,389	Michael Yuk
2688	ENN Energy	Underperform	23.00	RMB	0.80	0.99	1.18	26.4	21.4	17.9	1,085	1,333	1,598	Michael Yuk
342	NewOcean Energy	Buy	2.20	HKD	0.10	0.15	0.26	15.4	10.3	5.9	119	182	317	Michael Yuk
933	Brightoil Petroleum	Buy	4.43	HKD	0.13	0.18	0.23	18.9	13.7	10.7	1,209	1,668	2,125	Michael Yuk
Oil & Gas Services/Equipment														
569	China Automation	Buy	7.00	RMB	0.26	0.34	0.40	8.2	6.2	5.3	268	347	403	Michael Yuk
3337	Anton Oilfield	Sell	1.00	RMB	0.04	0.06	0.10	26.4	17.6	10.6	80	117	225	Michael Yuk
1938	Chu Kong Petroleum and Natural Gas Steel Pipe	Neutral	4.00	RMB	0.38	0.35	0.45	8.7	9.4	7.3	283	264	335	Michael Yuk
2883	COSL - H	Buy	18.00	RMB	0.75	0.90	1.04	14.6	12.1	10.5	3,386	4,030	4,685	Michael Yuk
Property														
16	SHK PPT	Outperform	137.00	HKD	6.85	7.23	7.63	17.4	16.5	15.6	17,661	18,588	19,617	Peng Wang
101	HANG LUNG PPT	Buy	38.00	HKD	0.95	1.41	1.62	30.8	20.7	18.1	4,097	6,081	6,987	Peng Wang
1	CHEUNG KONG	Buy	139.75	HKD	10.75	10.94	11.07	10.7	10.5	10.4	24,897	25,337	25,638	Peng Wang
688	CHINA OVERSEAS	Buy	22.56	HKD	1.41	1.53	1.79	11.6	10.7	9.2	11,527	12,508	14,552	Peng Wang
410	SOHO CHINA	Buy	7.58	HKD	0.59	1.07	1.52	9.6	5.3	3.7	3,080	5,555	7,903	Peng Wang
813	SHIMAO PROPERTY	Buy	17.75	HKD	1.42	1.63	1.79	7.2	6.3	5.7	4,205	3,981	5,570	Peng Wang
1109	CHINA RES LAND	Outperform	17.85	HKD	1.13	1.40	1.68	13.4	10.8	9.0	5,712	7,077	8,492	Peng Wang

Stock Code	Short Name	Rating	Twelve Month	Currency	EPS			P/E			Net Profits(Mn)			Analyst
			Target Price(HK\$)		2011E	2012E	2013E	2011E	2012E	2013E	2011E	2012E	2013E	
2777	R&F PROPERTIES	Buy	14.90	HKD	1.49	1.76	1.97	6.7	5.7	5.1	4,801	5,671	6,347	Peng Wang
2007	COUNTRY GARDEN	Outperform	4.20	HKD	0.28	0.31	0.35	13.1	11.9	10.5	4,641	5,138	5,801	Peng Wang
2868	BJ CAPITAL LAND	Buy	4.16	HKD	0.52	0.64	0.71	4.4	3.6	3.3	1,055	1,298	1,440	Peng Wang
3383	AGILE PROPERTY	Buy	15.20	HKD	1.52	1.76	2.02	7.0	6.0	5.3	5,322	6,162	7,072	Peng Wang
3333	EVERGRANDE REAL	Buy	7.92	HKD	0.88	1.27	1.43	5.6	3.9	3.4	13,288	19,177	21,593	Peng Wang
0960	LONGFOR		13.13	HKD	1.01	1.28	1.67				5,226	6,623	8,641	Peng Wang
1813	KWG PROPERTY	Buy	7.56	HKD	0.63	0.77	0.92	7.1	5.8	4.9	1,823	2,228	2,662	Peng Wang
3366	OCT (ASIA)	Buy	6.60	HKD	0.28	0.33	0.39	9.1	7.7	6.5	124	146	173	Peng Wang
Food Products														
546	Fufeng Group	Buy	4.80	RMB	0.60	0.72	0.86	5.2	4.3	3.6	997	1,206	1,432	Ling Hua
322	TINGYI HLDG CO	Neutral	23.10	USD	0.10	0.12	0.14	28.6	24.0	19.8	557	662	803	Ling Hua
Finance														
1336	New China Life	Outperform	42.70	HKD	0.90	1.27	1.77	39.7	28.2	20.3	2,807	3,964	5,517	Dalin Yu

HSI Index Components Performance

HSCEI Index Components Performance

Last price

Code	Name	Price	Chg 1D (%)	Code	Name	Price	Chg 1D (%)
1	CHEUNG KONG	114.60	-0.1	168	TSINGTAO BREW-H	40.95	-0.6
2	CLP HLDGS LTD	66.50	0.0	177	JIANGSU EXPRES-H	8.04	0.3
3	HONG KG CHINA GS	19.02	-0.2	323	MAANSHAN IRON-H	2.74	1.9
4	WHARF HLDG	47.85	0.4	338	SINOPEC SHANG-H	3.01	0.3
5	HSBC HLDGS PLC	71.25	-0.6	347	ANGANG STEEL-H	6.10	0.3
6	POWER ASSETS HOL	55.75	0.2	358	JIANGXI COPPER-H	21.40	1.2
11	HANG SENG BK	102.50	0.3	386	CHINA PETROLEU-H	8.85	1.0
12	HENDERSON LAND D	48.35	1.2	390	CHINA RAIL GR-H	3.20	1.6
13	HUTCHISON WHAMPO	77.15	-0.9	489	DONGFENG MOTOR-H	15.64	0.3
16	SUN HUNG KAI PRO	119.30	-0.5	552	CHINA COMM SER-H	4.06	4.4
17	NEW WORLD DEV	10.38	0.0	576	ZHEJIANG EXPRESS	5.75	0.4
19	SWIRE PACIFIC-A	86.55	-1.1	694	BEIJING CAP AI-H	3.89	-0.8
23	BANK EAST ASIA	30.30	-0.3	728	CHINA TELECOM-H	4.72	2.6
66	MTR CORP	26.85	-0.6	753	AIR CHINA LTD-H	5.96	-1.0
83	SINO LAND CO	14.00	-0.1	857	PETROCHINA CO-H	11.60	1.4
101	HANG LUNG PROPER	29.25	-0.3	902	HUANENG POWER-H	5.01	0.4
144	CHINA MERCHANT	27.40	-0.7	914	ANHUI CONCH-H	28.00	2.0
267	CITIC PACIFIC	14.54	0.8	939	CHINA CONST BA-H	6.59	0.2
291	CHINA RES ENTERP	29.15	0.9	991	DATANG INTL PO-H	2.91	-2.0
293	CATHAY PAC AIR	15.28	0.1	998	CHINA CITIC BK-H	5.07	0.4
330	ESPRIT HLDGS	14.22	-2.7	1088	CHINA SHENHUA-H	35.80	1.0
386	CHINA PETROLEU-H	8.85	1.0	1133	HARBIN ELECTRIC	9.02	1.6
388	HONG KONG EXCHNG	145.60	-0.6	1138	CHINA SHIPPING-H	6.01	-0.2
494	LI & FUNG LTD	17.42	-3.2	1171	YANZHOU COAL-H	19.02	1.2
551	YUE YUEN INDUS	24.90	-0.6	1186	CHINA RAIL CN-H	6.49	4.7
688	CHINA OVERSEAS	16.40	2.8	1398	IND & COMM BK-H	5.63	0.4
700	TENCENT HOLDINGS	197.20	1.9	1800	CHINA COM CONS-H	7.90	2.7
762	CHINA UNICOM HON	14.52	0.1	1898	CHINA COAL ENE-H	10.18	0.8
857	PETROCHINA CO-H	11.60	1.4	1919	CHINA COSCO HO-H	5.08	1.2
883	CNOOC LTD	17.60	1.5	2318	PING AN INSURA-H	68.35	1.8
939	CHINA CONST BA-H	6.59	0.2	2328	PICC PROPERTY &	11.14	0.9
941	CHINA MOBILE	81.65	0.3	2600	ALUMINUM CORP-H	4.24	3.2
1088	CHINA SHENHUA-H	35.80	1.0	2628	CHINA LIFE INS-H	24.30	2.3
1199	COSCO PAC LTD	12.06	-2.7	2727	SHANGHAI ELECT-H	4.17	-1.0
1398	IND & COMM BK-H	5.63	0.4	2777	GUANGZHOU R&F -H	10.02	5.5
2038	FOXCONN INTL HLD	5.81	3.4	2866	CHINA SHIPPING-H	2.42	-1.6
2318	PING AN INSURA-H	68.35	1.8	2883	CHINA OILFIELD-H	13.44	3.4
2388	BOC HONG KONG HO	21.95	0.0	2899	ZIJIN MINING-H	3.64	1.7
2600	ALUMINUM CORP-H	4.24	3.2	3323	CHINA NATL BDG-H	11.06	0.7
2628	CHINA LIFE INS-H	24.30	2.3	3328	BANK OF COMMUN-H	6.36	1.0
3328	BANK OF COMMUN-H	6.36	1.0	3968	CHINA MERCH BK-H	17.92	2.2
3988	BANK OF CHINA-H	3.39	0.3	3988	BANK OF CHINA-H	3.39	0.3
				3993	CHINA MOLYBDENUM	4.11	2.5

A+H Company Performance

Last price

Name(H)	Code (H)	Price (H)	Code (A)	Price (A)	Spread (%)
NANJING PANDA-H	553	1.72	600775	6.13	339.0
SINOPEC YIZHEN-H	1033	2.28	600871	7.52	306.3
NORTHEAST ELEC-H	42	0.95	000585	3.03	292.9
TIANJIN CAP-H	1065	2.19	600874	5.92	233.0
BEIREN PRINT-H	187	1.77	600860	4.76	231.3
SHENJI GROUP-H	300	2.68	600806	6.90	217.1
SHANDONG XINHU-H	719	2.29	000756	5.79	211.4
CHONGQING IRON-H	1053	1.37	601005	3.21	188.6
HISENSE KELON -H	921	1.91	000921	4.40	183.8
GUANGZHOU SHIP-H	317	7.52	600685	16.92	177.2
SINOPEC SHANG-H	338	3.01	600688	6.26	156.2
JINGWEI TEXTIL-H	350	4.82	000666	9.90	153.0
DATANG INTL PO-H	991	2.91	601991	5.46	131.1
BEIJING NORTH-H	588	1.69	601588	3.01	119.4
HUADIAN POWER-H	1071	1.89	600027	3.30	115.1
ALUMINUM CORP-H	2600	4.24	601600	7.34	113.2
YANZHOU COAL-H	1171	19.02	600188	25.26	63.6
CHINA SOUTHERN-H	1055	4.02	600029	5.25	60.9
JIANGXI COPPER-H	358	21.40	600362	26.99	55.4
SHENZHEN EXPRE-H	548	3.42	600548	4.14	49.1
GUANGSHEN RAIL-H	525	3.02	601333	3.48	41.9
AIR CHINA LTD-H	753	5.96	601111	6.86	41.8
DONGFANG ELECT-H	1072	21.35	600875	24.16	39.4
CHINA SHIPPING-H	1138	6.01	600026	6.53	33.8
HUANENG POWER-H	902	5.01	600011	5.42	33.3
MAANSHAN IRON-H	323	2.74	600808	2.70	21.4
ANHUI EXPRESS-H	995	4.93	600012	4.46	11.4
BANK OF CHINA-H	3988	3.39	601988	3.06	11.2
CHINA CITIC BK-H	998	5.07	601998	4.43	7.6
CHINA PETROLEU-H	386	8.85	600028	7.58	5.5
GUANGZHOU PHAR-H	874	6.07	600332	0.00	0.0
LUOYANG GLASS-H	1108	2.02	600876	7.14	0.0
TSINGTAO BREW-H	168	40.95	600600	33.17	-0.2
ANGANG STEEL-H	347	6.10	000898	4.83	-2.5
IND & COMM BK-H	1398	5.63	601398	4.44	-2.9
CHINA LIFE INS-H	2628	24.30	601628	19.00	-3.7
BANK OF COMMUN-H	3328	6.36	601328	4.96	-3.9
WEICHAJ POWER-H	2338	45.70	000338	34.80	-6.2
JIANGSU EXPRES-H	177	8.04	600377	5.95	-8.8
ZTE CORP-H	763	23.65	000063	17.23	-10.3
CHINA MERCH BK-H	3968	17.92	600036	12.78	-12.2
ANHUI CONCH-H	914	28.00	600585	17.69	-22.2
PING AN INSURA-H	2318	68.35	601318	41.09	-26.0

RATING DEFINITION & DISCLAIMER

RATING	DEFINITION
OVERWEIGHT	Expected to outperform the market index over the next twelve months
NEUTRAL	Expected to outperform or underperform the market index over the next twelve months
UNDERWEIGHT	Expected to underperform the market index over the next twelve months

RATING	DEFINITION
BUY	Expected to outperform the market index by >20% over the next twelve months
OUTPERFORM	Expected to outperform the market index by 10-20% over the next twelve months
NEUTRAL	Expected to outperform or underperform the market index by <10% over the next twelve months
UNDERPERFORM	Expected to underperform the market index by 10 - 20% over the next twelve months
SELL	Expected to underperform the market index by >20% over the next twelve months

DISCLAIMER

This document is prepared by China Merchant Securities (HK) Co., Limited (“CMS”). CMS is a licensed corporation to carry on Type 1 (dealing in securities), Type 2 (dealing in futures), Type 4 (advising on securities), Type 6 (advising on corporate finance) and Type 9 (asset management) regulated activities under Securities and Futures Ordinance (Chapter 571). This document is for information purpose only. Neither the information nor opinion expressed shall be construed, expressly or impliedly, as an advice, offer, invitation, advertisement, inducement, recommendation or representation of any kind or form whatsoever or any financial instrument in any jurisdiction where such advice, offer, invitation, advertisement or solicitation would be illegal.

The information and opinions, and associated estimates and forecasts, contained herein have been obtained from or are based on sources believed to be reliable. CMS, its holding or affiliated companies, or any of its or their directors, officers or employees (“CMS Group”) do not represent and warrant that it is accurate, correct or complete and it should be relied upon. CMS Group will not accept any responsibility or liability whatsoever for any use of or reliance upon this document or any of the content thereof. The contents and information in this document will be subject to change without prior notice. Use of any information herein shall be at the sole discretion and risk of the user. Investors are advised to make their own investment decisions without relying on this publication.

CMS Group may have a position, make markets or act as principal or engage in transactions in securities of companies referred to in this document and may also perform or seek to perform investment banking services for those companies. This document is for the use of intended recipients only and this document may not be reproduced, distributed or published in whole or in part for any purpose without prior consent of CMS.

China Merchants Securities (HK) Co., Ltd
48/F, One Exchange Square, Central, Hong Kong
Website: <http://www.newone.com.hk>
Tel: (852) 3189-6888 Fax: (852) 3101-0828